



VECTOR

WINDOWS & DOORS



Builders Know The Difference.


VectorWindows.com



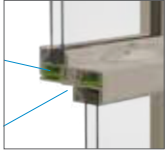
Vector Windows and Doors are proudly manufactured in Fergus Falls, Minnesota, where we have firsthand experience with the harsh climate, giving us valuable insights into creating windows that can withstand the challenges Mother Nature presents in this region. When you choose Vector Windows, you benefit from a limited lifetime warranty, superior quality, on-time and complete deliveries, service you can count on, and unmatched customer support.




Qualifying Vector Envision Series windows were awarded ENERGY STAR® Most Efficient in 2025.



Features with Vector Windows



Innergy® Thermal Reinforcements



Multi-chambered Internal Cavities To Optimize Performance



Non-Metallic Warm Edge Technology Glass Spacer



ENERGY STAR® 7.0 Certified With Triple-Pane Glass (Envision Series Windows - Northern Climate)



FlexScreen Standard with all windows



Fusion Welded Frames + Sash



Three Standard Extruded Colors



White



Almond



Clay

Double-Pane Glass

Argon Gas Filled Insulated Glass

Sloped Sill

(Envision Single + Double Hung)

Continuous Head + Sill On Mulls

Available

Integral Nailing Fin

Limited Lifetime Warranty



Grid Options

Contoured



Flat Bar



1" Flat Bar




Colonial Pattern



Prairie Pattern



Valance Pattern



Simulated Checkrail



Trim Options

EZ Trim Retro Brickmould



Add sophistication and simplicity to your home project with the Vector Windows ready to install retro brickmould vinyl windows. The factory installed EZ-Trim Retro Brickmould is the ideal window installation solution for remodel and retrofit applications.

Extension Jamb Options



White



Almond



Clay



Light
Oak



Dark
Oak



Oak



Pine



Maple



Poplar




Primed

Wood Veneer.

Envision Series Color Options

Vinyl



White



Almond



Clay

Laminate

INTERIOR



Light Oak Woodgrain



Dark Oak Woodgrain



Black

EXTERIOR



Black

Exterior Paint Colors



Bronze



Cocoa



Hunter Green



Terratone



Black




Almond



Clay

Other Options



Clearscene Mesh
- Visibility Insect Screen



Night Latches



Triple-Pane Glass



Obscure Glass



Rain Glass



Receiver Channel
3/4" & 5/8"

WOCD's (Window Opening Control Devices)
ASTM F2090 Compliant



Many Glass Options
(LoE, Tempered, Patterned Glass,
Tints and Acoustic)

Custom Sizes + Many More Options

Learn more at vectorwindows.com



Retro Option
(Converts New Construction
to Replacement)

*On black laminate windows and doors, there may be components or areas of the unit that are white in color based on product types and option selections. Please see your local authorized Vector Windows and Door dealer for details.



Envision Casement & Awnings

Envision Casement and Awning windows come in a wide range of sizes and configurations and can be complemented with geometric and radius shapes. The continuous main frame design gives these windows simple beauty you can take pride in.

Envision Casement

- 3 Points of Weatherstrip (Exterior Wind Block and 2 Additional Bulb Weatherstrip)
- Multi Point Lock (1 Lock Handle)
- 3 ¼ " Frame
- Washability Hinge
- Folding Handle

Envision Awning

- 3 Points of Weatherstrip (Exterior Wind Block and 2 Additional Bulb Weatherstrip)
- Multi Point Lock (2 Lock Handles)
- 3 1/4 " Frame
- Folding Handle
- No Exposed Fasteners On Screen

Envision Double-Hung/Single-Hung

Envision Series Double-Hung and Single-Hung windows provide the beauty of hassle-free operation, low maintenance and traditional styling. These windows open and close with ease. Give your home a distinctive look by combining with picture windows and specialty shapes.

- Triple Weatherseal
- Interlock Weatherstrip
- Storm Interlock at Sill
- Bulb Seal at Sill + Head*
- 3 1/4" Frame
- Sloped Sill
- Constant Force Balances
- Balance Covers
- Easy Tilt In Sash
- Full Screen on Double Hung



Envision Glider Window

Envision Glider windows offer a bold, traditional look, while heavy-duty construction and design deliver exceptional performance ratings. Our unique design brings the flexibility of radius tops, transoms to a popular.

- Triple Weatherseal
- Interlock Weatherstrip
- Teflon Slides
- 3 1/4" Frame
- Cam Lock + Keeper
- Removable Sash
- Double Glider + End Vent Glider Available





Advantage Single-Hung

Advantage Single-Hung windows are a popular standard, built to last a lifetime. With their heavy-duty block and tackle system, these windows open and close with ease. They come in a wide range of sizes and configurations and can be combined with geometric shapes and radius units to create a custom look to fit any home.

- Perimeter Weatherstrip
- Side Load Sash
- Block and Tackle Balance
- 2 11/16" Frame
- Adjustable Cam Lock
- Removable Sash



Advantage Glider

Advantage Glider windows offer a sophisticated look. Advantage gliders are the answer for builders caught between style, performance and cost. Our unique design brings the flexibility of radius tops and transoms to a popular window.



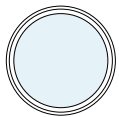
- Perimeter Weatherstrip
- Brass Rollers
- Raised Glider Track
- 2 11/16" Frame
- Removable Sash
- Available in Center Vent and End Vent

Advantage/Envision Specialty Windows

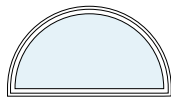
Give any home a custom look. At Vector, we can design specialty windows to your exact specifications. Use any of our non-standard shapes as single units, or combine them with any of our standard window systems.



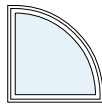
- Multiple Sizes & Types Available



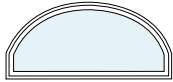
Full Circle



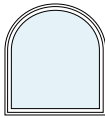
Half Round



Quarter Round



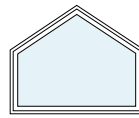
Modified Arch



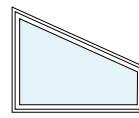
Tall Arch



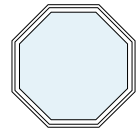
Triangle



Pentagon



Trapezoid



Octagon





Full View Patio Door

Full View Sliding patio doors incorporate enhanced performance and ease of installation in a door system that has all the flexibility needed for today's design trends. These ENERGY STAR® 6.0 certified doors are built for high performance and compliments either style of windows you choose.

- Narrow Stiles + Rails
- Multi Point Lock Available
- 4 5/16" Frame
- Sliding Screen
- Optional Exterior Laminate Available

Sliding patio door handles come in White, Almond, Clay, and Black. Handles can be ordered with an optional keyed lockset as well as a dual point lock.

Hardware Options



Standard Handle

Handle Colors



Full View Elite Patio Door

Unmatched Energy Efficiency: Our enhanced air infiltration ratings ensure premium insulation, keeping your home comfortable year-round while reducing energy costs.

Superior Strength: Built with reinforced components, the Full View Elite boasts a 100% improvement in structural performance, providing unmatched durability and security. 72" x 80" -SD has a performance grade of Class R-PG50

Expansive Views: Maximize natural light and create a seamless indoor-outdoor living experience with our larger size configurations. (up to a max width of 96" and max height of 96")



Hardware Options



Standard Hardware:
White, Clay, Black



Premium Hardware:
White, Clay, Black, Oil Rubbed Bronze

Elite Hardware:

White, Clay, Black, Oil Rubbed Bronze, Satin Nickel

Oil Rubbed Bronze

Satin Nickel



Foot Bolt Option:

White, Clay, Black



Enhanced Security:

Enjoy peace of mind with the added option of a foot bolt for extra protection.

Scan to view
additional patio
door options



Test Performance Data

All Envision products meet or exceed the published results shown below for structural strength and air infiltration. Furthermore, all Vector windows and doors are tested and certified for thermal performance by National Fenestration Rating Council (NFRC). Quality and performance are assured through testing and plant inspections. All data provided in accordance with all American Society for Testing and Materials (ASTM) guidelines set forth in NFRC-100/200/500 and AAMA / WDMA/CSA 101/I.S. 2/A440, NAFS - North American Fenestration Standard/Specification for Windows, Doors and Skylights.

Due to continued ongoing product testing, the information provided can be changed by Vector at any time without notification. This data supersedes any previous data published by Vector.

Structural Performance Data

Product	Size Tested	Performance Grade	Air Infiltration	Water Resistance
Advantage Gliders	72" X 60"	.12 CFM/FT ²	HS-R20	5.43 PSF
Advantage Picture Windows	60" X 60"	< .01 CFM/FT ²	LC-PG30	6.00 PSF
Advantage Single-Hung	48" X 78"	.14 CFM/FT ²	H-LC30	6.90 PSF
Envision Casement Window	36" X 75"	.02 CFM/FT ²	R-PG50	11.28 PSF
Envision Awning Window	48" X 32"	.02 CFM/FT ²	LC-PG55	12.11 PSF
Envision Casement Fixed Window	72" X 75"	< .01 CFM/FT ²	CW-PG50	12.11 PSF
Envision Single-Hung Window	48" X 75"	.04 CFM/FT ²	LC-PG45	7.52 PSF
Envision Double-Hung Window	48" X 75"	.05 CFM/FT ²	LC-PG30	8.35 PSF
Envision Single Glider Window	72" X 60"	.11 CFM/FT ²	LC-PG40	6.06 PSF
Envision End Vent Glider (1/4-1/2-1/4)	108" X 60"	.11 CFM/FT ²	LC-PG35	5.43 PSF
Envision End Vent Glider (1/3-1/3-1/3)	108" X 60"	.11 CFM/FT ²	LC-PG35	5.43 PSF
Envision Double Glider Window	72" X 60"	.07 CFM/FT ²	LC-PG25	9.19 PSF
Envision Picture Window	72" X 75"	.01 CFM/FT ²	CW-PG35	12.11 PSF
Full View Sliding Patio Doors	96" X 80"	.10 CFM/FT ²	R-PG20	5.43 PSF
Full View Elite Sliding Patio Doors	72" X 80"	.07 CFM/FT ²	SD-R50	7.52 PSF

All products certified to meet forced entry standards

Air Infiltration: ASTM E283 cubic feet per minute of air leakage per square footage of window or door.

Structural Performance: ASTM E330 pressure shown applied positive and negative to unit and held for 10 seconds, with no damage allowed.

Forced Entry Resistance: ASTM F 588 for windows, ASTM F 842 for patio doors.

Please go to Vector Windows website to view current performance data.

www.vectorwindows.com

Test Performance Data

NFRC: Thermal & Solar Values		U-Value	R-Value	Solar Heat Gain		Visible Light		Condensation Resistance
		with or w/o Grilles	with or w/o Grilles	w/o Grilles	with Grilles	w/o Grilles	with Grilles	with or w/o Grilles
Product								
Advantage Single Hung Window	LoE3	0.29	3.45	0.22	0.20	0.51	0.46	60
	LoE2	0.30	3.33	0.33	0.30	0.57	0.51	60
Advantage Single Glider Window	LoE3	0.29	3.45	0.22	0.20	0.51	0.46	61
	LoE2	0.30	3.33	0.33	0.30	0.57	0.51	60
Advantage Picture Window	LoE3	0.27	3.70	0.24	0.22	0.57	0.51	62
	LoE2	0.27	3.70	0.37	0.34	0.64	0.57	61
Envision Casement Dual Pane	LoE3	0.25	4.00	0.20	0.19	0.47	0.43	61
	LoE2	0.26	3.85	0.31	0.28	0.53	0.48	60
Envision Casement Triple Pane	LoE3	0.17	5.88	0.18	0.16	0.34	0.31	71
	LoE2	0.17	5.88	0.26	0.24	0.42	0.38	70
Envision Awning Dual Pane	LoE3	0.25	4.00	0.2	0.19	0.47	0.43	59
	LoE2	0.26	3.85	0.31	0.28	0.53	0.48	59
Envision Awning Triple Pane	LoE3	0.17	5.88	0.18	0.16	0.34	0.31	71
	LoE2	0.17	5.88	0.26	0.24	0.42	0.38	71
Envision Casement Fixed Dual Pane	LoE3	0.24	4.17	0.23	0.21	0.54	0.49	60
	LoE2	0.25	4.00	0.35	0.32	0.6	0.54	59
Envision Casement Fixed Triple Pane	LoE3	0.15	6.67	0.20	0.18	0.39	0.35	71
	LoE2	0.16	6.25	0.30	0.27	0.48	0.43	70
Envision Single Hung Dual Pane	LoE3	0.27	3.70	0.21	0.19	0.51	0.45	57
	LoE2	0.28	3.57	0.32	0.29	0.56	0.5	56
Envision Single Hung Triple Pane	LoE3	0.18	5.56	0.19	0.17	0.36	0.32	72
	LoE2	0.18	5.56	0.28	0.25	0.45	0.4	72
Envision Double Hung Dual Pane	LoE3	0.27	3.70	0.21	0.19	0.49	0.44	60
	LoE2	0.27	3.70	0.32	0.29	0.55	0.49	60
Envision Double Hung Triple Pane	LoE3	0.18	5.56	0.18	0.17	0.36	0.32	71
	LoE2	0.19	5.26	0.27	0.24	0.44	0.39	70

Please visit the Vector Windows website to view current performance data.

www.vectorwindows.com

Test Performance Data

NFRC: Thermal & Solar Values		U-Value	R-Value	Solar Heat Gain		Visible Light		Condensation Resistance
Product		with or w/o Grilles	with or w/o Grilles	w/o Grilles	with Grilles	w/o Grilles	with Grilles	with or w/o Grilles
Envision Single Glider Dual Pane	LoE3	0.27	3.7	0.21	0.19	0.5	0.45	61
	LoE2	0.27	3.7	0.32	0.29	0.56	0.5	60
Envision Single Glider Triple Pane	LoE3	0.17	5.88	0.19	0.17	0.36	0.32	74
	LoE2	0.18	5.56	0.28	0.25	0.45	0.4	73
Envision Double Glider Dual Pane	LoE3	0.27	3.7	0.21	0.19	0.48	0.43	61
	LoE2	0.27	3.7	0.31	0.28	0.54	0.48	60
Envision Double Glider Triple Pane	LoE3	0.18	5.56	0.18	0.16	0.35	0.31	71
	LoE2	0.19	5.26	0.26	0.24	0.43	0.38	70
Envision Picture Dual Pane	LoE3	0.26	3.85	0.22	0.2	0.53	0.47	60
	LoE2	0.26	3.85	0.34	0.31	0.59	0.52	59
Envision Picture Triple Pane	LoE3	0.16	6.25	0.2	0.18	0.38	0.34	73
	LoE2	0.17	5.88	0.29	0.26	0.47	0.42	73
Full View Sliding Patio Door	LoE3	0.27	3.7	0.23	0.2	0.53	0.46	59
	LoE2	0.28	3.57	0.34	0.3	0.59	0.52	59
Full View Elite Sliding Patio Door	LoE3	0.27	3.7	0.23	0.2	0.53	0.46	59
	LoE2	0.28	3.57	0.34	0.3	0.59	0.52	59



Scan to view
current thermal &
solar values

Committed to Sustainability

We take pride in offering you durable, energy-efficient windows and doors that stand the test of time. Our goal is to not only provide exceptional products but also contribute to a healthier planet by reducing our environmental impact.

At Vector Windows, our dedication to recycling and reclaiming materials has evolved into a broader commitment to sustainability and the conscientious management of all our resources. These initiatives include all our major product components—glass, vinyl, and metal. In addition, our saws and glass cutters utilize optimization software to greatly reduce the amount of material waste generated.

For further details on our sustainability efforts and initiatives, please visit us at vectorwindows.com/sustainability. Together, let's make a positive impact on the environment and embrace a greener future.



Homeowner Welcome Guide

Homeowner Welcome Guide



Scan to View

Downloadable, sharable, and printable information links for homeowner warranty registration, care instructions, service requests, and more!

Or View Online: <https://www.vectorwindows.com/resources/>





LIMITED LIFETIME WARRANTY

BUILDERS KNOW THE DIFFERENCE.

Thank you for your recent energy efficient Vector Windows and Doors purchase. Vector Windows is proud to offer an outstanding Limited Lifetime Warranty. Please take a moment to submit your purchase information to register for the full benefits of the Vector Windows Warranty.

Limited Lifetime Warranty



Scan to View Warranty

Please take a moment to submit your purchase information to register for the full benefits of the Vector Windows Warranty.

View Online: <https://www.vectorwindows.com/warranty/>

Vector Windows Care Instructions



Scan to View

By following these routine care instructions, your Vector windows & doors will continue to operate at their best and look great.

View Online: <http://vectorwindows.com/careinstructions>





Vector Windows

1020 International Dr.
Fergus Falls, MN 56537

OFFICE 218.739.9899

FAX 888.739.9799

VectorWindows.com

02262025

